



BOY SCOUTS OF AMERICA®
GREATER YOSEMITE COUNCIL



***2017
Leader/Parent
Guide***



WEBELOS ADVENTURE AT MENSINGER
2017

Camping for Scouts – A Philosophy

(taken from *Resident Camping for Cub Scouting*)

Organized camping is a creative, educational experience in cooperative group living in the outdoors. It uses the natural surroundings to contribute significantly to physical, mental, spiritual, and social growth.

- Camping contributes to good health through supervised activity, sufficient rest, good fun, and wholesome companionship.
- Camping helps develop self-reliance and resourcefulness by providing learning experiences in which campers acquire knowledge, skills, and attitudes essential to their well-being.
- Camping enhances spiritual growth by helping campers recognize and appreciate nature and the handiwork of God in nature.
- Camping contributes to social development by providing experiences in which campers learn to deal practically and effectively with living situations.
- Camping is an experience in citizenship training, providing campers with the medium for democratic participation in making decisions, planning, and carrying out activities at their own level, while improving understanding within the family.
- Camping at the Cub Scout level introduces boys to and helps them develop skills to be applied and learned more thoroughly as a Boy Scout.

A Note from your Program Director:

My first and most important priority is to make sure every Scout has FUN! Camp is the opportunity of a lifetime for any kid. The Greater Yosemite Council owns Camp John Mensinger for the sole purpose to offer a summer program. Our purpose is to offer quality program in the hopes that your Webelos will have a positive outdoor experience, and perhaps even knock out a few rank requirements in a fun and safe manner to keep the Scouting spirit alive within all of them. I hope that you and your Scouts come fully prepared for a great stay up at camp and also prepared for the memories that they will carry on with them for a lifetime. Thank you for choosing Camp John Mensinger for your summer camp destination and I can't wait to see you there!

Suzie Antirien

2017 W.A.M. Program Director

WEBELOS ADVENTURE AT MENSINGER
2017

Table of Contents

Camping for Scouts – A Philosophy..... 2

Getting Ready for Resident Camp 4

BASIC W.A.M. FACTS 5

TENTATIVE* SCHEDULE 6

SCOUT AND ADULT PROGRAM ACTIVITIES 7

ROLES / EXPECTATIONS 8

WHAT TO BRING..... 9

WHAT NOT TO BRING..... 10

CAMP JOHN MENSINGER RULES 11

Directions to Camp John Mensinger..... 14

Campsite and Program Area Map..... 15

YOUTH RELEASE REQUEST 16

AUTHORIZATION AND CONSENT FORM 18

Permission and Release Form for Minor to Use Firearms..... 19

***the Annual BSA Health and Medical Record (2014 Printing) may be accessed as follows:**

- <http://www.scouting.org/scoutsourc/HealthandSafety/ahmr.aspx>
- **NOTE THAT EACH PARTICIPANT, SCOUT AND PARENT ALIKE, MUST COMPLETE AND SUBMIT PARTS A, B AND C.**
- **If you do not have internet access you may obtain these forms from either Council Service Center**



WEBELOS ADVENTURE AT MENSINGER
2017

Getting Ready for Resident Camp

1. MAKE SURE AT LEAST ONE OF YOUR ATTENDING CAMP LEADERS CAN MAKE IT TO ONE OF THE TWO PARENT/LEADER ORIENTATIONS: FRIDAY, JUNE 16TH AT 7PM OR SATURDAY, JUNE 17TH AT 9AM AT THE MODESTO SCOUT SERVICE CENTER. MANY COMMON QUESTIONS WILL BE ADDRESSED AT THIS TIME.
2. DEVELOP A PLAN OF ACTION FOR YOUR UNIT USING THE TIMETABLE AND MATERIALS IN THIS **WEBELOS ADVENTURE AT MENSINGER LEADER & PARENT GUIDE**. SHARE YOUR PLAN WITH THE UNIT LEADERS AND PACK COMMITTEE. BUILD ENTHUSIASM AMONG THE YOUTH AND PARENTS IN YOUR PACK.
3. RECRUIT ENOUGH ADULTS FOR **TWO-DEEP LEADERSHIP**. TWO-DEEP LEADERSHIP IS REQUIRED AT ALL SCOUTING ACTIVITIES FOR SAFETY REASONS. ONE LEADER MUST BE AT LEAST 21 YEARS OLD, A SECOND LEADER AT LEAST 18 YEARS OLD. OF THE TWO, ONE MUST BE A REGISTERED SCOUT LEADER AND HAVE COMPLETED YOUTH PROTECTION TRAINING. IN ADDITION, WEBELOS RESIDENT CAMP REQUIRES A RATIO OF ONE LEADER FOR EVERY FOUR YOUTH OR FRACTION THEREOF.
4. **RESERVATIONS ARE ON A FIRST-COME, FIRST-SERVED BASIS**. FIRST A **UNIT RESERVATION** FORM MUST BE SUBMITTED WITH A DEPOSIT (THIS WILL BE APPLIED TO THE FINAL BALANCE OWING). UNIT LEADERS MAY THEN BEGIN REGISTERING PARTICIPANTS THROUGH THE ONLINE REGISTRATION SYSTEM AND MAKE PAYMENTS WITHOUT INCURRING A CONVENIENCE FEE. SCOUT REGISTRATION BALANCES ARE DUE IN FULL BY June 16. **SCOUT REGISTRATION FEES INCREASE TO \$240 AFTER June 16.**
5. IN ORDER TO HELP OFFSET THE BURDEN OF A UNIT SENDING THE REQUIRED NUMBER OF ADULT LEADERS TO MAINTAIN THE 1-TO-4 RATIO OF ADULTS-TO-SCOUTS, THE FEE FOR ADULTS IS WAVED **FOR EACH 4 SCOUTS REGISTERED FOR CAMP**. FOR EXAMPLE, A UNIT SENDING 8 – 11 SCOUTS WOULD GET **TWO LEADERS FREE**; 12 – 15 SCOUTS WOULD RESULT IN **THREE FREE LEADERS**, ETC.
6. MAKE SURE THAT TRANSPORTATION TO AND FROM CAMP IS ARRANGED. KNOW THE CAMP LOCATION. **CAR-POOLING IS STRONGLY ADVISED** DUE TO LIMITED PARKING AT CAMP.
7. **EVERYONE WITH A PULSE** MUST HAVE A COMPLETED **ANNUAL BSA HEALTH AND MEDICAL RECORD, PARTS A, B, and C** (2014 PRINTING) ON FILE AT CAMP. MAKE SURE THAT THEY ARE FILLED OUT AND GIVEN TO THE ATTENDING REGISTERED LEADER. PLEASE MAKE AND RETAIN A PHOTOCOPY OF THE FORM FOR YOUR RECORDS.
8. CAMBERSHIPS (FINANCIAL ASSISTANCE) ARE AVAILABLE FOR YOUTH ATTENDING DAY AND RESIDENT CAMPS. APPLICATIONS ARE AVAILABLE ONLINE OR IN PAPER FORM AND AT EITHER SERVICE CENTER. (Camperships are only granted if the Scout has sold 20 Greater Yosemite Council Camp Cards - more details about camp cards can be received by contacting the Scout Office or through your local District Executive)

WEBELOS ADVENTURE AT MENSINGER
2017

BASIC W.A.M. FACTS

WHAT IS WEBELOS ADVENTURE AT MENSINGER RESIDENT CAMP? – W.A.M. is a 5-day/four-night camping experience for Webelos having completed 3rd or 4th grade (spring of 2017) and adult leaders. It is conducted by council camp staff using the guidelines approved by the Boy Scouts of America.

WHO MAY ATTEND? - Any registered Webelos Scout having completed 3rd or 4th grade (spring of 2017) may attend. A pack must provide at least 1 leader for each 4 (four) Webelos. However, these leaders may alternate their time in camp.

ACTIVITIES – W.A.M. activities can be broken down into three main categories: physical, such as swimming and climbing; nature, such as geology and hiking; and skills, such as knot-tying and first-aid. The overall theme for Webelos Adventure at Mensinger 2017 will be *Survival*. Among the activities included will be: BB and slingshot-shooting, archery, swimming, crafts, nature hikes, campfires, and other activities and programs.

DATES – One session of W.A.M. will be offered the summer of 2017: Tuesday, July 2nd – Saturday, July 6th.

Note: W.A.M. must have at least 50 boys registered by June 16th or it may be cancelled.

COST - The fee for Webelos Adventure at Mensinger is \$230 per Webelos (\$210 if paid in full by March 31st; \$220 if paid in full by May 2nd; \$240 if paid AFTER June 16th) and \$130 per adult and Den Chief (\$110 if paid by March 31st; \$120 if paid by May 2nd; \$140 if paid AFTER June 16th). This includes all meals, program supplies, handicraft materials, a trained staff, and proper equipment. Participants will be given the opportunity to order a camp t-shirt and have the shirt set aside for them upon arrival at camp. Extra t-shirts can be pre-ordered as well for \$10 to \$12 (depending upon the size). There will be some shirts available for purchase in the Camp Trading post.

REGISTRATION – Units need to initially submit a Webelos Adventure at Mensinger Unit/Den Reservation form along with a \$100 deposit per den site. Campsite choices may be indicated for Units sending 8 or more Scouts to camp. The deposit due with the Unit Reservation form will be applied to the final balance owing for the unit. Individual Scout, Adult and Den Chief registration must be done online at www.yosemitescouting.org . If a Pack will be submitting a Pack check for multiple participants then ONE registration should be completed. If individual families will be submitting payments to the Council then SEPARATE registrations should be completed.

CHECK IN/CHECK OUT - Check-in at camp will begin at 1:00 p.m. on the first day of the 5-day Webelos camps. Camp will end with breakfast on the 5th morning. Units need to be cleared out of their campsites by 11 am on day 5.

MORE INFORMATION - Additional information can be obtained by contacting the Greater Yosemite Council Service Center at (209) 545-6320. A pack promotion may be scheduled by calling your district camping representative listed in the *Council* newsletter or by calling the Scout Service Center.



WEBELOS ADVENTURE AT MENSINGER

2017

TENTATIVE* SCHEDULE**Day 1 – Sunday**

1:00 – 3:00	Check-in, gear to campsites, set up camp
3:00 – 5:30	Camp Tour, Swim Checks
6:00	Flags
6:15	Dinner
7:15	Campsite Activity / Den Leader Meeting
8:15	Opening Campfire – CJM Staff
9:00	Cracker Barrel
10:00	Lights out

Day 2 – Monday

7:00	Reveille
8:00	Flags
8:15	Breakfast
9:10 – 12:00	Program
12:15 – 1:00	Lunch
1:10 – 4:10	Program
4:10 – 5:30	Afternoon Electives
6:00	Flags
6:00	Dinner
7:15 – 8:15	Evening Electives
8:30 – 9:45	Campsite Time
9:00 – 9:45	Star-gazing/Astronomy (optional)
10:00	Lights out

Day 3 – Tuesday

6:00	Polar Bear Swim (optional)
7:00	Reveille
8:00	Flags
8:15	Breakfast
9:10 – 12:00	Program
12:15 – 1:00	Lunch
1:10 – 4:10	Program
4:10 – 5:30	Afternoon Electives
6:00	Flags
6:15	Dinner
7:15 – 8:15	Evening Electives
8:30 – 9:45	Campsite Time; Movie in Dining Hall
9:00 – 9:45	Star-gazing/Astronomy (optional)
10:00	Lights out

Day 4 – Wednesday

6:00	Polar Bear Swim (optional)
7:00	Reveille
8:00	Flags
8:15	Breakfast
9:00 – 2:30	Program – including HIKE and lunch off-site
3:00 – 5:00	Afternoon electives / Dinner Prep
6:00	Dinner in campsites
8:30	Webelos Campfire/Closing Ceremony
9:30	Cracker Barrel back at Campsites
10:00	Lights out

WEBELOS ADVENTURE AT MENSINGER
2017

TENTATIVE* SCHEDULE (cont)

Day 5 – Thursday

7:00	Reveille
8:00	Flags
8:15	Breakfast/Final Words
9:00	Pack/clear camp

*this schedule subject to change

**SCOUT AND ADULT PROGRAM ACTIVITIES
TO BE OFFERED**

SCOUTS:

Cast Iron Chef
 First Responder
 Webelos Walkabout
 Camper
 Adventures in Science
 Aquanaut
 Art Explosion &/or Build It
 Castaway
 Earth Rocks
 Into the Wild
 Into the Woods
 Sportsman
 Cub Scouts Shooting Sports Award (in all three disciplines)

Elective Choices: Climbing
 Frisbee Golf
 Dodgeball
 Chess/various games

Optional late evening activity: Astronomy

ADULTS:

Training
 Service Projects
 Archery
 Rifle Shooting
 Swimming



WEBELOS ADVENTURE AT MENSINGER
2017

ROLES / EXPECTATIONS

PROGRAM DIRECTOR

As your program director, my role is to provide a program for the Webelos Scouts that will challenge them both physically and mentally, while at the same time provide an opportunity for them to have ***TONS OF FUN*** in a beautiful outdoor environment. I will monitor all program areas for both quality ***and*** enjoyment.

ASSISTANT PROGRAM DIRECTORS

My Assistant Program Directors will help fill in the gaps with program as needed – they are my “right hand,” so-to-speak and are there to help ensure that I can fulfill my role as your Program Director.

PROGRAM AREA STAFF

The Program Area Staff are expected to provide instruction and guidance in a ***fun*** and ***safe*** environment. Each of the staff will be selected based on interest and knowledge. Each is registered with BSA and has met all basic training standards for their position.

DEN LEADER

The role of the Den Leader is to provide guidance, discipline as needed (for individuals and groups), encouragement and motivation as the boys face new challenges, and understanding and counseling if things aren't going according to plan. ***Know your scouts*** – program area staff will appreciate receiving a heads-up from the den leaders regarding certain boys' abilities...there may be times you'll need to step in and help at certain program areas.

When back in camp, ***you're in charge!*** Always have the camp schedule handy and make sure your den follows the schedule. Boys should be up at reveille, dressed in Class As and at flags on time both in the morning and before dinner. It's up to you to get them to their program areas on time with the needed materials.

ASSISTANT DEN LEADER

The role of the Assistant Den Leader is to be the Den Leader's “right hand.” They can help make sure Scouts are using the buddy system (for instance when needing to run to the facilities from time to time); the Assistant could also help with various tasks when the main leader is busy with the boys.

LEADER/PARENT ORIENTATION

Two different orientations are being made available to choose from – either Friday night, June 16th or Saturday, June 17th, both at the Modesto Scout Service Center. ***It will be to the unit's advantage to have at least one adult in attendance at one of these orientations!***

PARENT/GUARDIAN

If you are attending camp with your Scout (NOT as one of the Leaders) your role is to enjoy your camping experience with your Scout ***without inhibiting the roles of the Den Leaders or Program Area Staff***. Having too many adults following the boys around camp can tend to be distracting for them. That is why we are going to try to have separate activities available in which adults can participate. You just need to remember that Webelos Adventure at Mensinger Resident Camp is ***designed for Webelos Scouts and their Leaders***.

DEN CHIEF

Den Chiefs are a welcome part of camp. The recommendation is **ONE** Den Chief per campsite. Their role will be to assist the Webelos at their program areas and “run interference” for the leaders during campsite time. Den Chiefs will pay the Leader fee and will NOT receive any program supplies. They will be able to participate in program ***only if there is room and it does not detract from the program***. Den Chiefs **MUST** stay with the Webelos program – they are NOT there to participate in Boy Scout programming.

WEBELOS SCOUT

As part of his den, each Webelos Scout will be given the opportunity to learn responsibility, cooperation, and leadership. That is a lot to ask of a young boy, but is also why camp is such a good experience. Scouts are there to enjoy their outdoor experience ***while not robbing others of THEIR joy!!!*** If a Scout cannot follow the rules they will face consequences, the most serious of which will be expulsion from camp.

WEBELOS ADVENTURE AT MENSINGER
2017

WHAT TO BRING

(note: this list applies to all participants, unless otherwise noted)

PAPERWORK:

- Annual BSA Health and Medical Record (2014 printing), Parts A, B and C
- Authorization and Consent Form (Scouts only)
- Release for BB Shooting (bring **2 COPIES**)
- Youth Release Request/Permission for Scout to Depart from Premises (if needed – Scouts only)

CLOTHING:

- Uniform: Class A field uniform shirt, neckerchief, slide, Webelos cap (optional), blue or olive pants or shorts, belt (registered adults should be bringing their uniforms, as well)
- Pants and shorts
- T-shirts (Scouting-related, if possible)
- Nightwear
- Socks (4 to 5 pairs)
- Underwear
- Shoes (at *LEAST* two pairs...*NO OPEN-TOED SHOES*) – one pair should be suitable for hiking
- Sweater, jacket or sweatshirt
- Hat or cap

PERSONAL TOILETRY ITEMS:

- Soap, shampoo, toothbrush, toothpaste (secured in a Ziploc bag with name marked on it)
- Comb and/or brush
- Towels and washcloth (suggest one towel for swimming, another for showering)
- Facial tissue

PERSONAL “10” ESSENTIALS:

- Water bottle, canteen or hydration unit
- Compass
- Rain gear
- Insect repellent (with DEET*)

- Sunglasses, sun block, lip balm
- Personal first aid kit
- Whistle
- Flashlight or headlamp with spare batteries
- Pocket knife (Scouts: only if earned and carrying Whittling Chip)
- Small day or fanny pack

PERSONAL GEAR:

- Sleeping bag or blankets
- Sleeping pad or air mattress (camp does provide 2 pads per platform tent)
- Pillow
- Suitcase or duffle bag**
- Personal “mess kit” consisting of plate, bowl, cup, utensils for use during in-camp dinner.
- Webelos handbook *marked w/name* (Scouts only)
- Pens or pencils and a notepad
- Swimming suit and gear
- Required prescription medications and/or over-the-counter drugs in original containers (as needed)

OPTIONAL ITEMS:

- Fishing gear
- Inexpensive camera
- Bible and/or prayer book
- Watch
- Inexpensive binoculars
- Handkerchief
- Postcards with stamps
- Small amount of money for the trading post

**you may have to carry items to campsite

***Insect repellent containing DEET has proven to be the most effective. We recommend formulas containing at least 35% DEET. These formulas will give up to 8 hour protection. You should know however, that water or perspiration will wash DEET off of the skin. Be prepared to re-apply as needed by bringing an ample supply.**

Another product which is beneficial in preventing mosquito bites is permethrin. While not meant for application to the skin, it can be sprayed onto clothing and allowed to dry. This will prevent mosquito bites through the clothing.

WEBELOS ADVENTURE AT MENSINGER

2017

WHAT TO BRING (cont)**TENTS:**

Platform canvas tents will be provided for all campers and adult leaders. However, please feel free to bring your own tent if you wish. **IMPORTANT:** Boy Scouts of America policy states that adults may share tents with their own child *only!!! No exceptions!*

If you are bringing your own tent, the following rules apply:


1. The tent should be placed adjacent to the Den Campsite.
2. The tent needs to have been treated with flame-retardant materials.
3. The tent is stenciled or has a sign on the front reading "NO FLAMES IN TENT" (check with staff if you need a sign).
4. Only battery operated devices are to be used in tents.

WHAT NOT TO BRING

Pets, firearms and/or ammunition – including BB and pellet guns, archery equipment, blowguns or slingshots, fireworks, narcotics or illicit drugs, alcoholic beverages, sandals or open-toed shoes, anything in aerosol cans, bicycles, sheath knives, hatchets, electronic equipment (hand-held game systems, iPods, etc.), lighters, excessive amounts of money or items of exceptional value.

FOOD:

NO FOOD IS TO BE STORED IN YOUR CAMPSITE. IF you need to bring food for dietary reasons please make arrangements for it to be stored in a secured location in one of the camp kitchens (connect with the camp cook upon arrival on Day 1). IF you are bringing food to *supplement* the in-camp meal on the evening of Day 3, please store non-perishables in your vehicle until that afternoon. Perishables may be stored in your own cooler in a secure building in camp.



WEBELOS ADVENTURE AT MENSINGER
2017

CAMP JOHN MENSINGER RULES

Check-In Procedures. Upon arrival, all campers are to check-in at the Camp Office. If you have not paid in full, you must do so at this time. At this time, all campers must submit the following forms: (1) Authorization & Consent Form; (2) Annual Health and Medical Record Parts A, B and C for both Youth and Adult campers; and (3) Youth Release Request/Permission for Scout to Depart from Premises (if needed). Forms will be returned at closing on Day 5.

Identification bracelets. At check-in, each camper (adults and youth alike) will be issued a colored wrist bracelet which must be worn throughout the camp.

Camper Behavior Expectations. All campers (adults and youth alike) are expected to adhere to the 12 core values of Cub Scouting: citizenship, compassion, cooperation, courage, faith, health and fitness, honesty, perseverance, positive attitude, resourcefulness, respect and responsibility. Campers are expected to show respect for all camp equipment and for the equipment of others. No hazing is allowed. Running is not allowed in camp. The throwing of sticks, rocks, etc. is also prohibited.

Restrooms/showers. Restroom and shower facilities are marked for Adults and Youth. Adults are not allowed in Youth facilities and Youth are not allowed in Adult facilities.

The **Buddy System** will be strictly enforced. Youth and adults alike need to have and stay with a buddy. Adults cannot be buddies with a youth unless the adult is the youth's parent or guardian.

Wildlife. We are camping in a wilderness area. To minimize the risk of wildlife entering your campsite, please DO NOT bring food, gum, soda, etc. into the campsite or tents. Eating is allowed in the dining hall or picnic area ONLY (except on the evening of Day 4). Raccoons, squirrels and such are attracted by perfumes and personal care products with a strong fragrance. Please avoid bringing or using these items in camp. Double-bag personal hygiene items with a smell (e.g. soap, toothpaste, toothbrushes, shampoo, lotion, etc.) in thick zippered baggies.

Rattlesnakes. Encountering rattlesnakes is a possibility. Look carefully where you are stepping or sitting and check hidden areas with a stick. If you see a snake, carefully back away and leave it alone. Report the incident immediately to the Camp Director.

Proper preparation. Each Youth and Adult camper is expected to arrive prepared with proper uniform (youth and registered adult leaders), clothing, supplies, etc. (Refer to the "What to Bring" list in this Guide.) For safety reasons, **only close-toed shoes are allowed in camp.**

Camp Equipment. Each Youth and Adult Leader is responsible for taking care of the camp's equipment. No cutting or carving in or on trees, picnic tables, buildings, etc. is permitted. NO GRAFFITI is allowed anywhere in camp. In the event of loss or damage the individual responsible for the damage must pay before leaving camp. The cost of lost or damaged equipment will be based on the actual replacement value of the item. Damage or replacement costs are as follows: Tents: Rips and tears per inch \$5; Writing on canvas per pane \$50; tent replacement \$350; Discharge of fire extinguisher \$50; Damage to restroom facilities \$100 per stall.

Swim checks are required for all campers who plan to participate in aquatics activities.

Vehicles are allowed to transport gear to and from campsites on Days 1 and 5 only. For safety reasons, only ONE vehicle *per campsite* will be allowed in camp at any one time for loading/unloading of gear. Personal vehicles must be parked in the Camp Parking Area at all other times. All vehicles must be BACKED-IN. Please lock your vehicle. **NOTE:** Space is limited in the parking lot – **PLEASE CARPOOL, IF AT ALL POSSIBLE!!!**

Camp Trading Post. The camp operates a trading post offering apparel, souvenirs, handicrafts, beverages, snack items and a few toiletries. No running tabs are allowed. All purchases will be paid at the time of purchase. Please discuss with your Webelos Scout about how much he can spend and on what items.

Visitors are welcome but must check-in at the Administration Building upon arrival. This is for the protection of the Scouts. While Mensinger is not a family camp, meals are available for the following fees: Breakfast \$8, Lunch \$ and Dinner \$10. Meal tickets may be purchased at the Trading Post.

WEBELOS ADVENTURE AT MENSINGER

2017

CAMP JOHN MENSINGER RULES (cont.)

Propane and liquid fuels. Pursuant to BSA policy, extra propane tanks and liquid fuels may not be stored in campsites. A storage facility for extra fuel is provided. Only battery-operated lanterns may be used in tents.

Smoking policy. No smoking is allowed in camp. The parking lot has been designated as a smoking area. Violators of this policy will be asked to leave camp immediately. **NOTE:** even though marijuana has become legalized in the state of California, it is NOT allowed within the perimeter of Pendola Scout Reservation. Possession of or use of marijuana at camp will result in an immediate expulsion from Camp John Mensinger.

Marijuana. Marijuana has become legalized in the State of CA, but it is not allowed within the perimeter of Pendola Scout Reservation. Possession of or use of marijuana at camp will result in immediate expulsion from Camp John Mensinger.

Alcoholic beverages are not allowed in camp per BSA guidelines. Violators of this policy will be asked to leave camp immediately.

Contraband Items. The following items are forbidden at camp: pets; personal firearms and/or ammunition – including BB and pellet guns, archery equipment, blowguns or slingshots; fireworks; narcotics or illicit drugs; alcoholic beverages; anything in aerosol cans; sheath knives; hatchets; electronic equipment (hand-held game systems, iPods, etc.); and lighters.

Campsite inspection. Campers are expected to keep their campsite clean and orderly. Impromptu inspections may be held at any time. Campsites will be inspected for cleanliness, damage, etc. and approved by the Camp Director or their designee prior to check-out.

Medical Information.

- ± All campers (youth and adult) are required to have the **NEWEST** Annual Health and Medical Record on file with the In-Camp Medic. All campers (youth and adult) currently under a doctor's care are required to notify the In-Camp Medic regarding the ailment and provide a written course of treatment by his/her doctor. All prescription drugs must be turned over to the In-Camp Medic who will provide locked storage and/or refrigeration if necessary. Exceptions: Inhalers, epinephrine pens and bee sting kits are to be kept with the camper or his adult leader at all times. Prescription drugs must be in the original bottle listing the medication, doctor's orders, dosage, doctor's name and patient's name.
- ± The health lodge is staffed 24 hours a day by a certified first aid provider. It is the In-Camp Medic's responsibility to determine if any illness or injury is serious enough to require medical attention above and beyond normal first aid. Special arrangements have been made with Sonora Regional Medical Center to treat injuries or illness. The camp reserves the right to send participants to the hospital for treatment. Whenever possible, an effort will be made to notify the parents or guardian before such action is taken.
- ± The Greater Yosemite Council carries secondary limited accident insurance on all registered youth and adults. All additional costs incurred for such hospitalization, diagnosis or treatment is the responsibility of the Youth's or Leader's personal medical insurance.

Adult Leader Responsibilities. Parents and adult leaders are an important part of the Webelos Adventure @ Mensinger experience. The staff is trained and prepared to provide a quality program and camping experience. They will not take over the operation of your group, but will support the parents and leaders. Parents and leaders may be asked to assist with some program areas. Webelos Scouts will be assigned some responsibilities for the cleanliness and operation of the camp. Parents and leaders will be expected to provide supervision for these responsibilities.

Failure to follow the Camp Rules will result in:

- | | |
|-------------|---|
| 1st offense | Verbal warning. |
| 2nd offense | Half day "time out" in camp with parent or responsible adult. |
| 3rd offense | Camper will be sent home. |

WEBELOS ADVENTURE AT MENSINGER

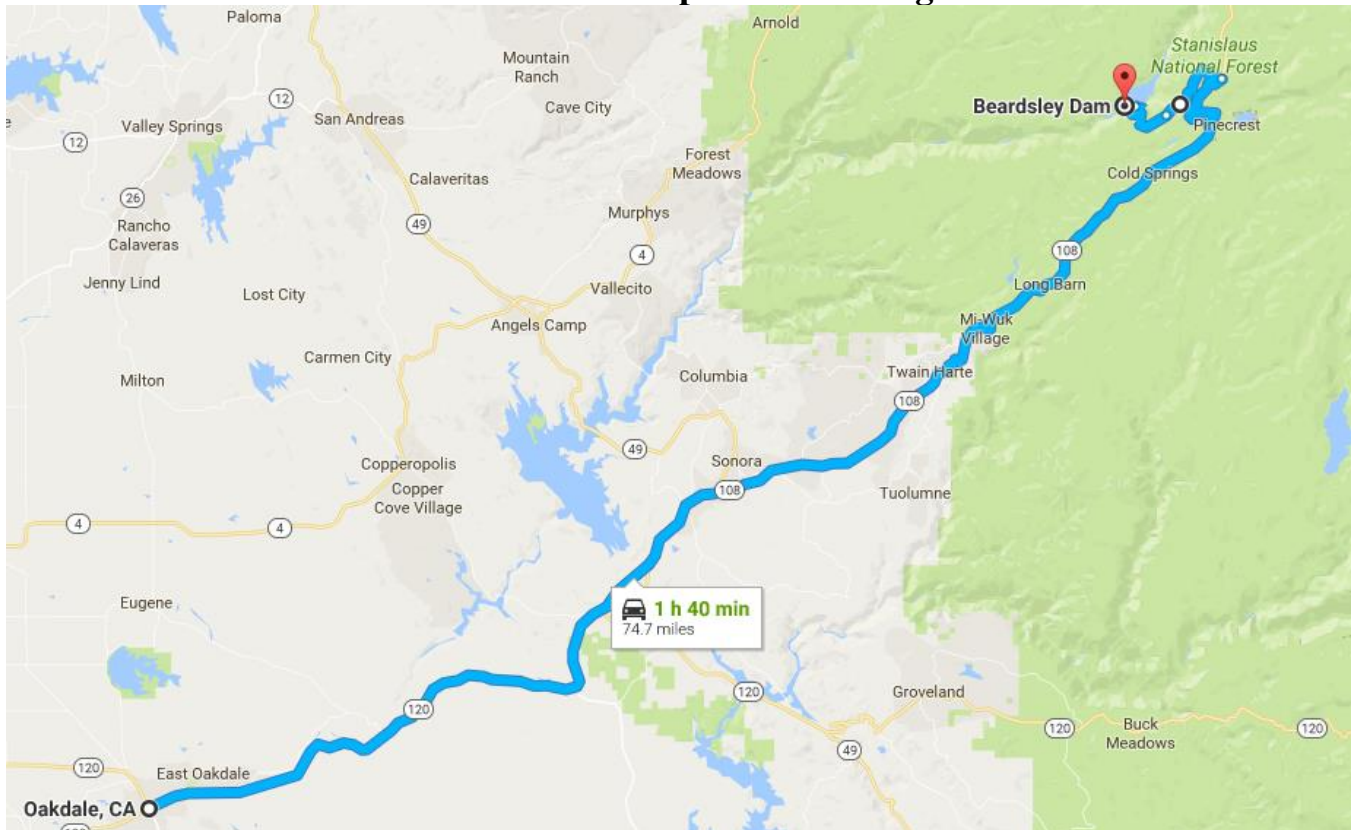
2017

PLEASE NOTE: Purposeful acts of violence against Campers, Staff and/or Leaders, smoking in the camp except in the designated area and/or possession of contraband items will result in immediate expulsion from Camp. **NO** exceptions.

Wifi. The wifi network at Camp John Mensinger is NOT FOR PUBLIC USE.

Cell Phone Use. Though there is service scattered here and there in camp it is expected that cell phone use will be held at a minimum and certainly *should not interrupt program.*

Directions to Camp John Mensinger



From Oakdale:

Take Highway 108/120 towards Sonora (120 eventually splits off to go to Yosemite...save that for another trip).

Approximately 33 miles from Oakdale to Sonora

In Sonora, you will by-pass the town (unless, of course a Starbucks stop or last-minute WalMart excursion are needed and then you'll take the Mono Way offramp and go left under the hwy).

Approximately 30 miles from Sonora to Strawberry

As you get closer to Strawberry – two locations with bathrooms: Cold Springs gas station/market has two porta-potties and the Summit Ranger Station at the Pinecrest exit (IF it is open) has a couple nice restrooms.

From Strawberry you will continue up the highway to Beardsley Lake Road (turns off on your left...if you see the road on the right to Leland Meadows SnowPlay area you've gone too far).

Approximately 4 miles from Strawberry to Beardsley Lake Road

The road from the highway down to Beardsley Lake dam is windy – use a low gear and use caution on the turns.

Approximately 8 miles from highway to dam

After crossing the dam you'll climb up the opposite side, staying to the left as you pass the newly refurbished campground on your right, and then taking a sharp hairpin turn to the left to travel up the paved logging road.

Approximately 5.5 miles from dam to dirt road that leads to camp

Watch for a dirt road that will veer off to the left...there will be a BSA sign – follow the dirt road to the parking lot sign for Camp John Mensinger.

Approximately 2 miles from dirt road to Camp

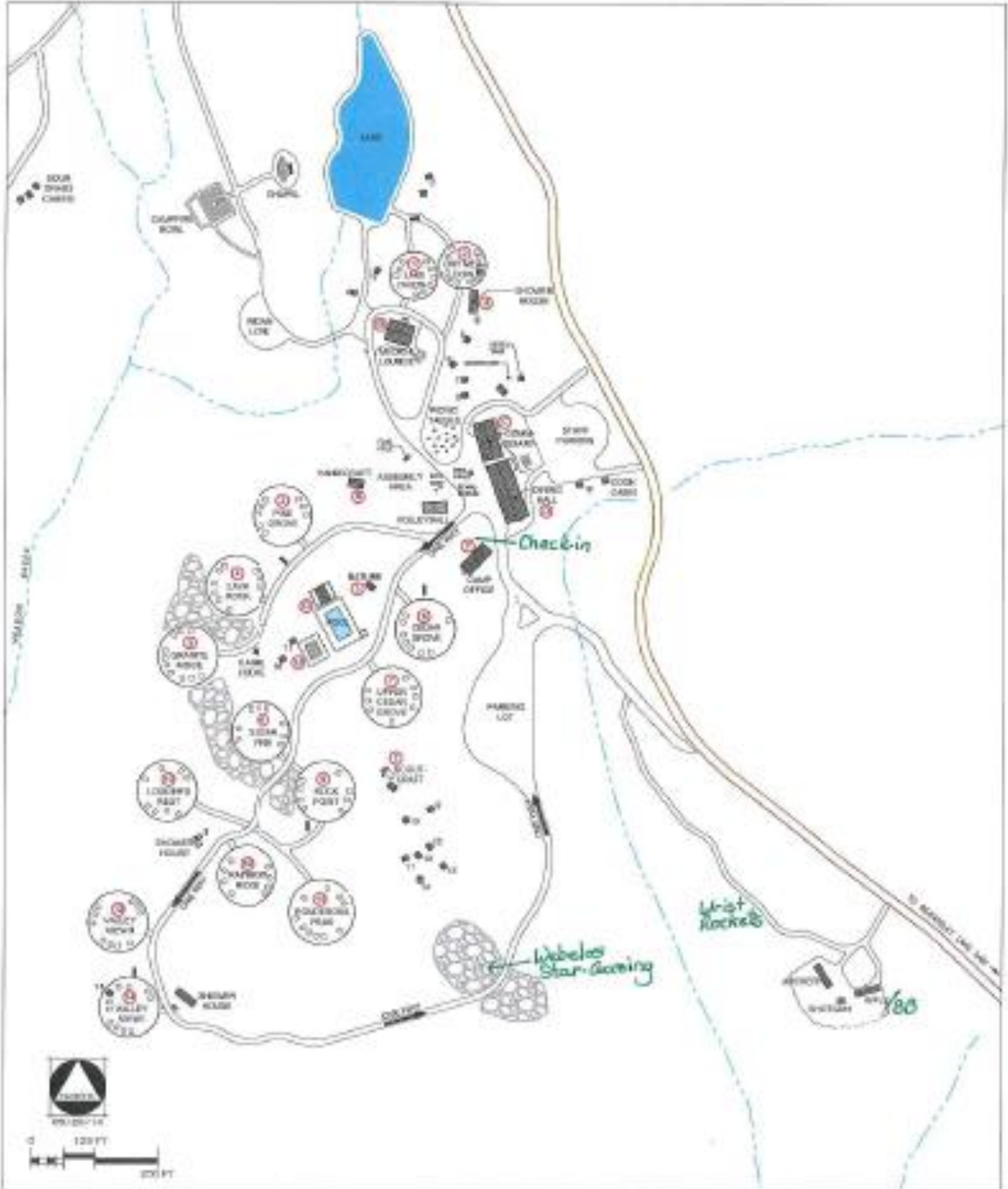
Someone will instruct you where to park your vehicles – bring all your paperwork with you to check in.

WEBELOS ADVENTURE AT MENSINGER
2017

Campsite and Program Area Map

CAMP JOHN MENSINGER

GREATER YOSEMITE COUNCIL
BOY SCOUTS OF AMERICA



WEBELOS ADVENTURE AT MENSINGER
2017

**YOUTH RELEASE REQUEST
PERMISSION FOR A SCOUT TO DEPART FROM THE PREMISES**

INSTRUCTIONS:

Youth desiring to leave camp prior to the Pack's/Troop's departure or not as a part of the Pack/Troop must have a release signed by their parent(s)/guardian and approved by the unit leader at camp with the youth. Youth will normally only be permitted to leave accompanied by their parent(s)/guardian. The form below must be used in handling all such departures.

In an emergency, it may not be possible for a parent(s)/guardian to sign the release. In this event, sufficient information must be recorded attesting to the telephone call or means of communication by which word arrived, asking for the release of the youth. This information should document the person from whom the call was received, and give detailed reasons for the requested release.

REQUEST IS MADE THAT _____

HOME ADDRESS _____

CITY _____ STATE _____ ZIP _____

PACK/TROOP NUMBER _____ DEN/CAMPSITE _____
(CIRCLE ONE) (CIRCLE ONE)

BE PERMITTED TO LEAVE THE CONTINGENT FOR THE FOLLOWING REASON: _____

THE YOUTH IS TO LEAVE ON DATE: _____ TIME: _____

METHOD OF TRAVEL: _____

ACCOMPANIED BY: _____

THE YOUTH IS TO RETURN ON DATE: _____ TIME: _____

In signing the request for release, BSA and the youth's parent(s) or guardian(s) mutually acknowledge that upon the youth's departure from the camp the BSA or its representatives shall not be liable for any loss or injury to the youth's person or property.

WEBELOS ADVENTURE AT MENSINGER
2017

**YOUTH RELEASE REQUEST
PERMISSION FOR A SCOUT TO DEPART FROM THE PREMISES (CON'T)**

This request is made by: (Parent's or guardian's signature required except as noted for emergency departure requests.)

PARENT/GUARDIAN SIGNATURE

_____ DATE

ADDRESS _____

TELEPHONE NUMBER: (H) _____ REQUEST MADE (DATE & TIME)

(B) _____

UNIT LEADER'S SIGNATURE OF APPROVAL: _____

ON-SITE REQUEST

Before leaving the camp, youth must check out with their unit leader and the camp headquarters.

APPROVALS:

SIGNED: _____ UNIT LEADER, UNIT # _____ DATE _____

SIGNED: _____ HEADQUARTERS DATE _____

Examples when used:
Scout leaves for baseball game,
birthday, vacation, funeral,
homesick, injury at camp, etc.

Examples when not used:
Field trip for a merit badge class,
or other related Greater Yosemite Council
trips requiring the Scout to leave camp.

**IF YOU KNOW A SCOUT WILL BE LEAVING CAMP EARLY,
PLEASE HAVE THIS FILLED OUT BEFORE YOU ARRIVE.**

WEBELOS ADVENTURE AT MENSINGER
2017

AUTHORIZATION AND CONSENT FORM

Pursuant to California Civil Code Section 25.8
Pursuant to California Penal Code Sections 12101 & 12552

I, the undersigned or legal guardian of _____, with Pack _____ do
Scout full name Unit#
hereby authorize the Camp Director of Camp John Mensinger, Greater Yosemite Council, Boy Scouts of America or such substitute as they may designate as agent for the undersigned, to administer any x-ray examination, anesthetic, medical, dental or surgical diagnosis or treatment and hospital care for the above minor which is deemed advisable by and to be rendered under the general or special supervision of any physician and surgeon, licensed under the Provision of Medicine Practice Act, or of any dentist, licensed under the Dental Practice Act, whether such diagnosis or treatment is rendered at the office of said physician or dentist, at hospital, Scout camp or elsewhere.

This authorization will remain effective while the above minor is enroute to or from or involved or participating in any Boy Scout program or activity of the Greater Yosemite Council, Boy Scouts of America, unless revoked in writing by the undersigned, and delivered to the aforesaid agent.

SIGNATURE OF PARENT OR GUARDIAN

DATE

Further, the undersigned consent that the Climbing and Rappelling instructors of the above named Boy Scout Council may instruct my child in the safe procedures of Climbing and Rappelling and related activities.

SIGNATURE OF PARENT OR GUARDIAN

DATE

Home Phone (_____)_____

Work Phone (_____)_____

WEBELOS ADVENTURE AT MENSINGER
2017

**Parent or Legal Guardian
Permission and Release Form for Minor to Use Firearms
and Ammunition in California**

I, _____, parent or legal guardian of _____
(Print name of Parent or Legal Guardian) (Print Name of Scout)

Attending Webelos Adventure Camp as a member of Pack _____ hereby give my child express permission and consent to possess, and for a person to loan to my child, a "BB device" as defined in Cal. Penal Code 16250 (Cal. Penal Code 19915), and ammunition to engage in lawful, recreational sport. (Cal. Penal Code 27945, 29610, 29615, 29650, 29655, 18 U.S. C. 922(x)).

This consent is valid, absent my express revocation thereof, for fourteen days from the date of my signature. A photocopy or facsimile of this written consent will serve as an original. This written consent form must remain in my child's possession at all times while he or she possesses any firearms or ammunition and a copy of it must be kept at the shooting range as well.

Signature of Parent or Legal Guardian

Date

[Bring TWO copies of this form to camp]